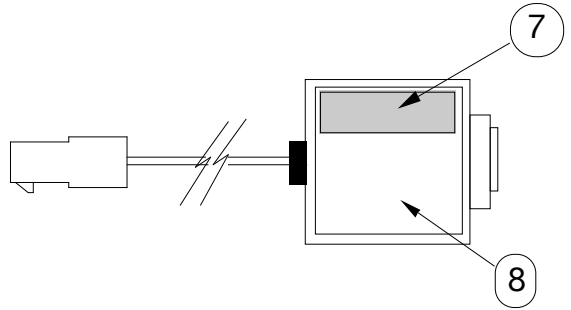
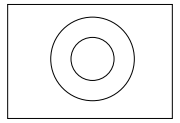
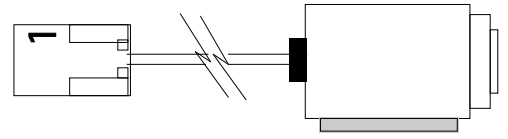
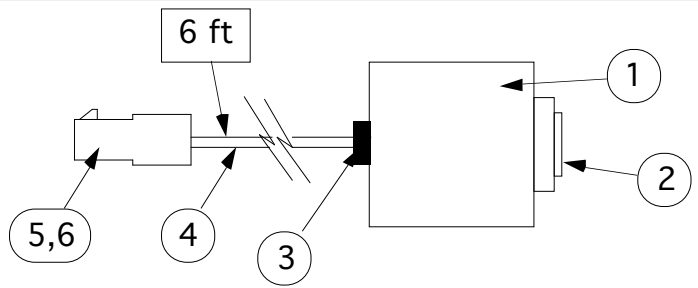


Rev.	Description	by	Date
1	Changed to microfit connectors	jj	02/28/01



9	30200	.2	ml	Adhesive
8	55045	1	ea	Lid, 1175
7	30208	1/2	in	Foam, adhesive strip 1" wide
6	40119	2	ea	Contact, pin, micro-fit, 20-24AWG
5	40114	1	ea	Plug, Micro-fit, 2 circuit
4	90021	72	in	Cable, 2 cond, black, 22 AWG
3	30025	1	ea	Grommet, 1/8"
2	75038	1	ea	Switch, PB
1	85136	1	ea	Enclosure, machined
Item	p.n.	Qty.	unit	Description

THIS DRAWING IS THE PROPERTY OF THE KENNEDY TECHNOLOGY GROUP, ROSE HILL, KANSAS

Kennedy Technology

UNLESS OTHERWISE SPECIFIED:
DIMENSIONS ARE IN INCHES
TOLERANCES
LINEAR
Fractional - 1/32"
0.0 ± 0.15
0.00 ± 0.015
0.000 ± 0.0015
ANGULAR
±0.5 DEG.

Material:

REFERENCE 85132R1		Switch, PTT, Rider, Plain Box		EFFECTIVE sn:	
SIZE <i>A</i>	CADFILE	DWG NO. 95113	REV NO. 1	CHECKED	DATE
SCALE: NONE			FOR ASSISTANCE CONTACT: vox 316-776.1111 fax 316-776.9035	DESIGN	DATE
SHEET 1 OF 1					