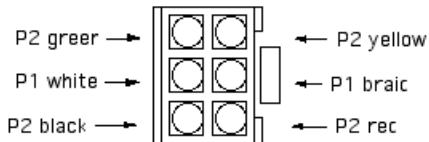
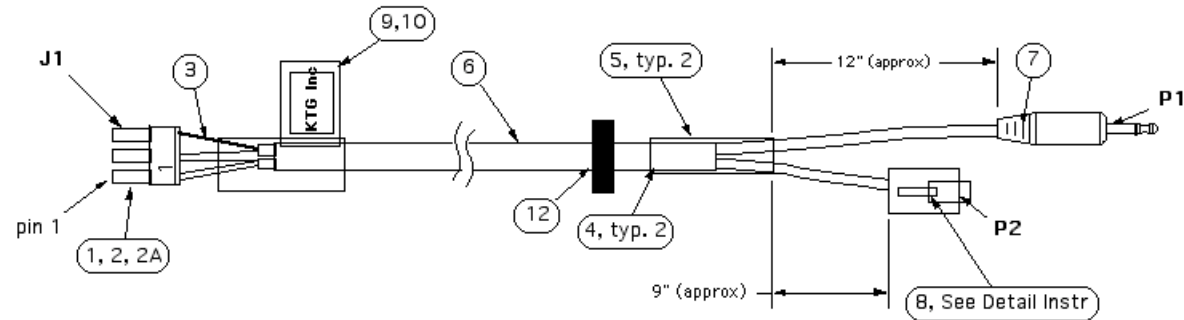


A B C D E F G H J K L M N P

J1 Reference

Pin	Signal
1	Mic Hi
2	Mic Lo
3	Radio Out Hi
4	Radio Out Lo
5	PTT Hi
6	PTT Lo

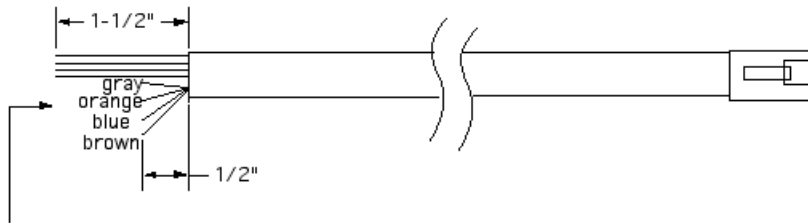
Rev	Description	By	Date
0	Release	mn	07/01/04



NOTES:
 1. DO NOT CRIMP TINNED WIRE
 2. CRIMP THE BRAID WIRE WITH TERMINAL 40118

12	30018	0	1	ea	Grommet, 7/16
11	30085	0	1	in	Tubing, heat shrink, 3/64"
10	60115	0	1	ea	Label, radio harness, T91, Harley
9	60049	0	1	ea	Label, laminating
8	40169	0	1	ea	Cordset, RG45, black, single end, 14 ft
7	40170	0	1	ea	Cordset, plug, 3.5mm, mono, straight, 10 ft
6	30624	0	~98	in	Sleeve, polyester, 3/8", black, non-fray
5	30029	0	3	in	Tubing, heat shrink, 3/8"
4	30200	0	0.2	mL	Adhesive
3	30049	0	2	in	1/16" heat shrink
2A	40118	0	1	ea	Terminal, Female, Micro-fit, Gold, 20-24 AWG
2	40153	0	5	ea	Terminal, Female, Micro-fit, Gold, 26-30 AWG
1	40154	0	1	ea	Receptacle, Micro-fit, 6-circuit
Item	p.n.	Rev	Qty.	unit	Description

ITEM 8 DETAIL INSTRUCTIONS



Separately cap the gray, orange, blue, and brown wires with 3/64" dia x 1/4" heat shrink (Item 11).

THIS DRAWING IS THE PROPERTY OF THE KENNEDY TECHNOLOGY GROUP, ROSE HILL, KANSAS

Kennedy Technology

UNLESS OTHERWISE SPECIFIED:
 DIMENSIONS ARE IN INCHES
 TOLERANCES

REFERENCE	DEVICE HARNESS ASSY T91, HARLEY		DATE	DATE
85546	REV. NO.	85632	DATE	DATE
SCALE: NOM	FOR ASSISTANCE CONTACT: vox 316-776-1111 fax 316-776-9035		CHECKED	DATE
SHEET 1 OF 1			DATE	DATE

SN: _____

A B C D E F G H J K L M N P